

Sample Client - Executive Deferred Compensation Plan
Benefit Statement for the Period January 1, 2023 to December 31, 2023

Chris Doe

Contact Information

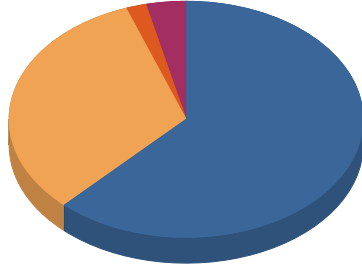
Chris Doe
 123 Retirement Lane
 XYZ, LA 70760

Participant Profile

Date of Birth 01/01/1971
 Date of Hire 01/01/2005
 Plan Entry Date 01/01/2007
 Status Active
 Pre-Separation Survivor Benefit 437,118.39

Balances By Account

Employee Deferral Account	\$271,325.84	62.1%
Employer Match Account	\$141,688.31	32.4%
Scheduled Withdrawal Account - 1 (Paid)	\$0.00	0.0%
Scheduled Withdrawal Account - 2 (Paid)	\$8,093.60	1.9%
Scheduled Withdrawal Account - 3 (Paid)	\$16,010.64	3.7%
Total:	\$437,118.39	100.0%



Account Overview

	History (\$)	Current (\$)	Total (\$)
	01/01/2007	01/01/2023	01/01/2007
	12/31/2022	12/31/2023	12/31/2023
Starting Balance	0.00	393,906.42	0.00
Employee Deferrals	131,400.03	0.00	131,400.03
Employer Contributions	39,450.07	0.00	39,450.07
Gains or (Losses)	286,886.80	62,162.62	349,049.42
Transfers	0.00	0.01	0.01
Distributions	(63,830.48)	(18,950.70)	(82,781.18)
Ending Balance	393,906.42	437,118.39	437,118.39
Vested Balance	320,919.28	352,105.40	352,105.40

Beneficiary Information

Type	Name	Relationship	Percent
Primary	Tommy Doe	Spouse	100.00%
Contingent	Suzie Jones	Daughter	100.00%

Contribution Summary

Amount of Last Contribution	1,145.84
Date of Last Contribution	12/31/2018
Since Plan Entry Date	Amount Composition
Employee Deferrals	131,400.08 76.91%
Employer Contributions	39,450.08 23.09%
TOTAL	170,850.16 100.00%

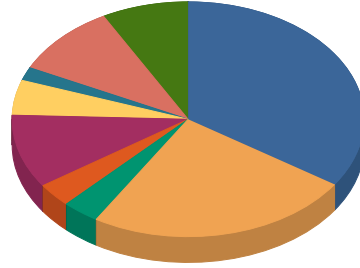
Sample Client - Executive Deferred Compensation Plan

Benefit Statement for the Period January 1, 2023 to December 31, 2023

Chris Doe

Deemed Investment Summary

500 Index Trust	34.4%
Health Sciences Trust	24.4%
High Yield Trust	3.4%
International Small Company	3.3%
Mid Cap Growth	10.1%
Mid Value Trust	4.8%
Pending Distribution Fund	1.9%
Small Cap Opportunities Trust	9.8%
Small Cap Value Trust	8.0%
Total:	100.0%



Deemed Investment	Price (\$)	Shares	Balance (\$)
500 Index Trust	113.7291	1,320.7085	150,202.99
Health Sciences Trust	116.4813	914.7563	106,552.00
High Yield Trust	29.8200	500.4823	14,924.38
International Small Company	22.8558	628.3679	14,361.84
Mid Cap Growth	169.9613	260.1516	44,215.70
Mid Value Trust	87.9112	239.9588	21,095.06
Pending Distribution Fund			8,093.60
Small Cap Opportunities Trust	40.4228	1,059.6530	42,834.13
Small Cap Value Trust	116.2056	299.8021	34,838.69
TOTAL			437,118.39

Deemed Investment Activity

Deemed Investment	Starting Balance	Deferrals / Contributions	Gains or (Losses)	Transfers	Distributions	Ending Shares	Ending Balance	Composition	Vested Balance
500 Index Trust	126,032.30	0.00	31,411.56	(2,833.61)	4,407.28	1,320.7085	150,202.99	34.36%	120,439.70
Health Sciences Trust	105,668.21	0.00	6,489.35	(2,002.40)	3,603.18	914.7563	106,552.00	24.38%	85,423.93
High Yield Trust	14,085.07	0.00	1,623.44	(285.62)	498.51	500.4823	14,924.38	3.41%	11,974.62
International Small Company	13,551.05	0.00	1,567.58	(274.49)	482.30	628.3679	14,361.84	3.29%	11,522.59
Mid Cap Growth	39,850.90	0.00	6,588.14	(828.39)	1,394.95	260.1516	44,215.70	10.12%	35,443.49
Mid Value Trust	18,778.71	0.00	3,391.63	(400.08)	675.20	239.9588	21,095.06	4.83%	16,918.94
Pending Distribution Fund	5,373.45	0.00	(0.01)	8,093.61	5,373.45		8,093.60	1.85%	8,093.60
Small Cap Opportunities Trust	38,273.36	0.00	6,742.18	(809.78)	1,371.63	1,059.6530	42,834.13	9.80%	34,349.56
Small Cap Value Trust	32,293.37	0.00	4,348.75	(659.23)	1,144.20	299.8021	34,838.69	7.97%	27,938.97
TOTAL	393,906.42	0.00	62,162.62	0.01	18,950.70		437,118.39	100.00%	352,105.40

Sample Client - Executive Deferred Compensation Plan

Benefit Statement for the Period January 1, 2023 to December 31, 2023

Chris Doe

Detailed Account Activity

Account	Current Allocation	Starting Balance	Deferrals / Contributions	Gains or (Losses)	Transfers	Distributions	Ending Balance	Vesting	Vested Balance
Employee Deferral Account									
500 Index Trust	30.00%	75,561.61	0.00	19,430.48	0.00	0.00	94,992.09		94,992.09
Health Sciences Trust	25.00%	63,357.00	0.00	4,020.44	0.00	0.00	67,377.44		67,377.44
High Yield Trust	5.00%	8,442.33	0.00	1,000.78	0.00	0.00	9,443.11		9,443.11
International Small Company	5.00%	8,122.46	0.00	964.31	0.00	0.00	9,086.77		9,086.77
Mid Cap Growth	10.00%	23,895.32	0.00	4,061.33	0.00	0.00	27,956.65		27,956.65
Mid Value Trust	5.00%	11,257.51	0.00	2,085.91	0.00	0.00	13,343.42		13,343.42
Small Cap Opportunities Trust	10.00%	22,945.57	0.00	4,145.71	0.00	0.00	27,091.28		27,091.28
Small Cap Value Trust	10.00%	19,360.13	0.00	2,674.95	0.00	0.00	22,035.08		22,035.08
Subtotal	100.00%	232,941.93	0.00	38,383.91	0.00	0.00	271,325.84	100.00%	271,325.84
Employer Match Account									
500 Index Trust	30.00%	39,458.77	0.00	10,146.72	0.00	0.00	49,605.49		19,842.20
Health Sciences Trust	25.00%	33,112.24	0.00	2,101.21	0.00	0.00	35,213.45		14,085.38
High Yield Trust	5.00%	4,395.24	0.00	521.03	0.00	0.00	4,916.27		1,966.51
International Small Company	5.00%	4,229.91	0.00	502.18	0.00	0.00	4,732.09		1,892.84
Mid Cap Growth	10.00%	12,496.41	0.00	2,123.93	0.00	0.00	14,620.34		5,848.13
Mid Value Trust	5.00%	5,872.15	0.00	1,088.05	0.00	0.00	6,960.20		2,784.08
Small Cap Opportunities Trust	10.00%	11,977.00	0.00	2,163.95	0.00	0.00	14,140.95		5,656.38
Small Cap Value Trust	10.00%	10,103.53	0.00	1,395.99	0.00	0.00	11,499.52		4,599.80
Subtotal	100.00%	121,645.25	0.00	20,043.06	0.00	0.00	141,688.31	40.00%	56,675.32
Scheduled Withdrawal Account - 1 (Paid)									
500 Index Trust	30.00%	0.00	0.00	0.00	0.00	0.00	0.00		0.00
Health Sciences Trust	25.00%	0.00	0.00	0.00	0.00	0.00	0.00		0.00
High Yield Trust	5.00%	0.00	0.00	0.00	0.00	0.00	0.00		0.00
International Small Company	5.00%	0.00	0.00	0.00	0.00	0.00	0.00		0.00
Mid Cap Growth	10.00%	0.00	0.00	0.00	0.00	0.00	0.00		0.00
Mid Value Trust	5.00%	0.00	0.00	0.00	0.00	0.00	0.00		0.00
Pending Distribution Fund	0.00%	5,373.45	0.00	(0.01)	0.01	5,373.45	0.00		0.00
Small Cap Opportunities Trust	10.00%	0.00	0.00	0.00	0.00	0.00	0.00		0.00
Small Cap Value Trust	10.00%	0.00	0.00	0.00	0.00	0.00	0.00		0.00
Subtotal	100.00%	5,373.45	0.00	(0.01)	0.01	5,373.45	0.00	100.00%	0.00

Sample Client - Executive Deferred Compensation Plan

Benefit Statement for the Period January 1, 2023 to December 31, 2023

Chris Doe

Account	Current Allocation	Starting Balance	Deferrals / Contributions	Gains or (Losses)	Transfers	Distributions	Ending Balance	Vesting	Vested Balance
Scheduled Withdrawal Account - 2 (Paid)									
500 Index Trust	30.00%	4,402.71	0.00	633.68	(2,833.61)	2,202.79	0.00		0.00
Health Sciences Trust	25.00%	3,677.87	0.00	125.41	(2,002.40)	1,800.89	0.00		0.00
High Yield Trust	5.00%	498.77	0.00	36.01	(285.62)	249.16	0.00		0.00
International Small Company	5.00%	479.25	0.00	36.30	(274.49)	241.06	0.00		0.00
Mid Cap Growth	10.00%	1,383.02	0.00	142.57	(828.39)	697.20	0.00		0.00
Mid Value Trust	5.00%	659.31	0.00	78.24	(400.08)	337.47	0.00		0.00
Pending Distribution Fund	0.00%	0.00	0.00	0.00	8,093.60	0.00	8,093.60		8,093.60
Small Cap Opportunities Trust	10.00%	1,339.69	0.00	155.64	(809.78)	685.55	0.00		0.00
Small Cap Value Trust	10.00%	1,131.35	0.00	99.76	(659.23)	571.88	0.00		0.00
Subtotal	100.00%	13,571.97	0.00	1,307.61	0.00	6,786.00	8,093.60	100.00%	8,093.60
Scheduled Withdrawal Account - 3 (Paid)									
500 Index Trust	30.00%	6,609.21	0.00	1,200.68	0.00	2,204.49	5,605.41		5,605.41
Health Sciences Trust	25.00%	5,521.10	0.00	242.29	0.00	1,802.29	3,961.11		3,961.11
High Yield Trust	5.00%	748.73	0.00	65.62	0.00	249.35	565.00		565.00
International Small Company	5.00%	719.43	0.00	64.79	0.00	241.24	542.98		542.98
Mid Cap Growth	10.00%	2,076.15	0.00	260.31	0.00	697.75	1,638.71		1,638.71
Mid Value Trust	5.00%	989.74	0.00	139.43	0.00	337.73	791.44		791.44
Small Cap Opportunities Trust	10.00%	2,011.10	0.00	276.88	0.00	686.08	1,601.90		1,601.90
Small Cap Value Trust	10.00%	1,698.36	0.00	178.05	0.00	572.32	1,304.09		1,304.09
Subtotal	100.00%	20,373.82	0.00	2,428.05	0.00	6,791.25	16,010.64	100.00%	16,010.64
TOTAL		393,906.42	0.00	62,162.62	0.01	18,950.70	437,118.39		352,105.40

Sample Client - Executive Deferred Compensation Plan

Benefit Statement for the Period January 1, 2023 to December 31, 2023

Chris Doe

Distribution Election Summary

Distribution Type	Account	First Scheduled Payment	Next Scheduled Payment	Distribution Method	Installments	Frequency	Remaining * Installments
Scheduled Withdrawal	Scheduled Withdrawal Account - 2 (Paid)	01/01/2020	01/01/2024	Installments	5	Annually	1
	Scheduled Withdrawal Account - 3 (Paid)	01/01/2021	01/01/2024	Installments	5	Annually	2
Separation from Service	Employee Deferral Account			Lump Sum	1	N/A	1
	Employer Match Account			Lump Sum	1	N/A	1
Contingent Separation from Service	Scheduled Withdrawal Account - 2 (Paid)			Lump Sum	1	N/A	1
	Scheduled Withdrawal Account - 3 (Paid)			Lump Sum	1	N/A	1
Change in Control	Employee Deferral Account			Lump Sum	1	N/A	1
	Employer Match Account			Lump Sum	1	N/A	1
	Scheduled Withdrawal Account - 2 (Paid)			Lump Sum	1	N/A	1
	Scheduled Withdrawal Account - 3 (Paid)			Lump Sum	1	N/A	1
Disability	Employee Deferral Account			Installments	10	Annually	10
	Employer Match Account			Installments	10	Annually	10
	Scheduled Withdrawal Account - 2 (Paid)			Installments	10	Annually	10
	Scheduled Withdrawal Account - 3 (Paid)			Installments	10	Annually	10
Death	Employee Deferral Account			Installments	5	Annually	5
	Employer Match Account			Installments	5	Annually	5
	Scheduled Withdrawal Account - 2 (Paid)			Installments	5	Annually	5
	Scheduled Withdrawal Account - 3 (Paid)			Installments	5	Annually	5

* Includes installment on Next Scheduled Payment date shown.

Upcoming Distribution Summary

Account	Projected Distribution	Scheduled Valuation	Current Valuation	Frequency	Installments	Remaining Installments ⁽¹⁾	Balance ⁽²⁾	Vested Balance ⁽³⁾	Projected Distribution Amount ⁽⁴⁾
Scheduled Withdrawal Account - 2 (Paid)	01/01/2024	12/31/2023	12/31/2023	Annually	5	0	8,093.60	8,093.60	8,093.60
Scheduled Withdrawal Account - 3 (Paid)	01/01/2024	12/31/2023	12/31/2023	Annually	5	1	16,010.64	16,010.64	8,005.32
							Total on 01/01/2024:		16,098.92
Scheduled Withdrawal Account - 3 (Paid)	01/01/2025	12/31/2024	12/31/2023	Annually	5	0	8,005.32	8,005.32	8,005.32 *
							Total on 01/01/2025:		8,005.32

* Indicates that the Projected Distribution Amount is a current estimate only and will be recalculated based on the Vested Balance at a later date.

(1) Represents installments remaining after Projected Distribution date shown.

(2) Represents balance on the Current Valuation date minus any subsequent distributions (confirmed or projected) prior to the Projected Distribution date.

(3) Represents vested balance on the Current Valuation date minus any subsequent distributions (confirmed or projected) prior to the Projected Distribution date.

(4) Represents the Projected Distribution Amount on the Projected Distribution date **if the account were 100% vested.**

For current account information, please visit The Pangburn Group participant website at www.pangburngroup.com.

IMPORTANT: The values on this report represent a measure of your benefits under the plan sponsor's nonqualified benefit plan. The values are determined, in part, by the deemed investment(s) described in the plan agreement and are considered estimates, not guarantees. At any point in time, actual values can and will vary. The plan sponsor may or may not actually hold or set aside actual investments to informally fund your benefits. All questions concerning your benefits should be directed to your plan sponsor. (See plan document(s) for details.)

The Pangburn Group is not a law firm or accounting firm and does not function as a broker-dealer or investment advisor. Consequently, no portion of the information provided herein should be interpreted as legal, actuarial, accounting, tax, or investment advice. Recipients of this information should consult professional advisors for legal, actuarial, accounting, tax, or investment advice, as applicable, before taking any action based on this information.

Sample Client - Executive Deferred Compensation Plan
Benefit Statement for the Period January 1, 2023 to December 31, 2023

Carl Johnson

Contact Information

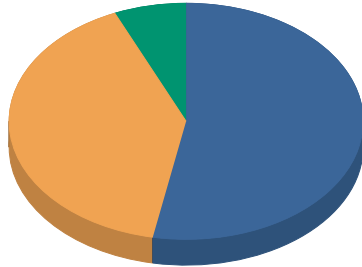
Carl Johnson

Participant Profile

Date of Birth 02/03/1973
 Date of Hire 03/01/2005
 Plan Entry Date 01/01/2007
 Status Active
 Pre-Separation Survivor Benefit 409,527.90

Balances By Account

Employee Deferral Account	\$217,121.97	53.0%
Employer Match Account	\$165,383.41	40.4%
Scheduled Withdrawal Account - 2 (Paid)	\$27,022.52	6.6%
Total:	\$409,527.90	100.0%



Account Overview

	History (\$)	Current (\$)	Total (\$)
	01/01/2007	01/01/2023	01/01/2007
	12/31/2022	12/31/2023	12/31/2023
Starting Balance	0.00	344,981.78	0.00
Employee Deferrals	130,000.00	0.00	130,000.00
Employer Contributions	53,000.00	0.00	53,000.00
Gains or (Losses)	317,440.66	75,391.86	392,832.52
Distributions	(155,458.88)	(10,845.74)	(166,304.62)
Ending Balance	344,981.78	409,527.90	409,527.90
Vested Balance	344,981.78	409,527.90	409,527.90

Beneficiary Information

Type	Name	Relationship	Percent
------	------	--------------	---------

No primary or contingent beneficiary information on file.

Contribution Summary

Amount of Last Contribution 6,250.00
 Date of Last Contribution 12/31/2015

Since Plan Entry Date	Amount	Composition
Employee Deferrals	130,000.00	71.04%
Employer Contributions	53,000.00	28.96%
TOTAL	183,000.00	100.00%

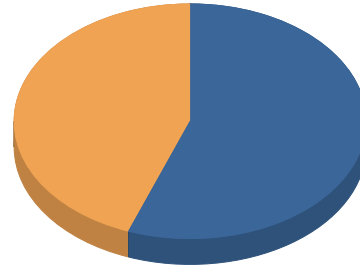
Sample Client - Executive Deferred Compensation Plan

Benefit Statement for the Period January 1, 2023 to December 31, 2023

Carl Johnson

Deemed Investment Summary

500 Index Trust	55.7%
Mid Value Trust	44.3%
Total:	100.0%



Deemed Investment	Price (\$)	Shares	Balance (\$)
500 Index Trust	113.7291	2,005.1204	228,040.53
Mid Value Trust	87.9112	2,064.4397	181,487.37
TOTAL			409,527.90

Deemed Investment Activity

Deemed Investment	Starting Balance	Deferrals / Contributions	Gains or (Losses)	Transfers	Distributions	Ending Shares	Ending Balance	Composition	Vested Balance
500 Index Trust	187,117.73	0.00	46,789.30	0.00	5,866.50	2,005.1204	228,040.53	55.68%	228,040.53
Mid Value Trust	157,864.05	0.00	28,602.56	0.00	4,979.24	2,064.4397	181,487.37	44.32%	181,487.37
TOTAL	344,981.78	0.00	75,391.86	0.00	10,845.74		409,527.90	100.00%	409,527.90

Sample Client - Executive Deferred Compensation Plan

Benefit Statement for the Period January 1, 2023 to December 31, 2023

Carl Johnson

Detailed Account Activity

Account	Current Allocation	Starting Balance	Deferrals / Contributions	Gains or (Losses)	Transfers	Distributions	Ending Balance	Vesting	Vested Balance
Employee Deferral Account									
500 Index Trust	50.00%	96,738.03	0.00	24,875.93	0.00	0.00	121,613.96		121,613.96
Mid Value Trust	50.00%	80,577.74	0.00	14,930.27	0.00	0.00	95,508.01		95,508.01
Subtotal	100.00%	177,315.77	0.00	39,806.20	0.00	0.00	217,121.97	100.00%	217,121.97
Employer Match Account									
500 Index Trust	50.00%	72,596.33	0.00	18,667.97	0.00	0.00	91,264.30		91,264.30
Mid Value Trust	50.00%	62,532.46	0.00	11,586.65	0.00	0.00	74,119.11		74,119.11
Subtotal	100.00%	135,128.79	0.00	30,254.62	0.00	0.00	165,383.41	100.00%	165,383.41
Scheduled Withdrawal Account - 2 (Paid)									
500 Index Trust	50.00%	17,783.37	0.00	3,245.40	0.00	5,866.50	15,162.27		15,162.27
Mid Value Trust	50.00%	14,753.85	0.00	2,085.64	0.00	4,979.24	11,860.25		11,860.25
Subtotal	100.00%	32,537.22	0.00	5,331.04	0.00	10,845.74	27,022.52	100.00%	27,022.52
TOTAL		344,981.78	0.00	75,391.86	0.00	10,845.74	409,527.90		409,527.90

Distribution Election Summary

Distribution Type	Account	First Scheduled Payment	Next Scheduled Payment	Distribution Method	Installments	Frequency	Remaining * Installments
Scheduled Withdrawal	Scheduled Withdrawal Account - 2 (Paid)	01/01/2021	01/01/2024	Installments	5	Annually	2
Separation from Service	Employee Deferral Account			Lump Sum	1	N/A	1
	Employer Match Account			Lump Sum	1	N/A	1
Contingent Separation from Service	Scheduled Withdrawal Account - 2 (Paid)			Lump Sum	1	N/A	1
Change in Control	Employee Deferral Account			Lump Sum	1	N/A	1
	Employer Match Account			Lump Sum	1	N/A	1
	Scheduled Withdrawal Account - 2 (Paid)			Lump Sum	1	N/A	1
Disability	Employee Deferral Account			Lump Sum	1	N/A	1
	Employer Match Account			Lump Sum	1	N/A	1
	Scheduled Withdrawal Account - 2 (Paid)			Lump Sum	1	N/A	1
Death	Employee Deferral Account			Lump Sum	1	N/A	1
	Employer Match Account			Lump Sum	1	N/A	1
	Scheduled Withdrawal Account - 2 (Paid)			Lump Sum	1	N/A	1

* Includes installment on Next Scheduled Payment date shown.

Sample Client - Executive Deferred Compensation Plan

Benefit Statement for the Period January 1, 2023 to December 31, 2023

Carl Johnson

Upcoming Distribution Summary

Account	Projected Distribution	Scheduled Valuation	Current Valuation	Frequency	Installments	Remaining Installments ⁽¹⁾	Balance ⁽²⁾	Vested Balance ⁽³⁾	Projected Distribution Amount ⁽⁴⁾
Scheduled Withdrawal Account - 2 (Paid)	01/01/2024	12/31/2023	12/31/2023	Annually	5	1	27,022.52	27,022.52	13,511.26
							Total on 01/01/2024:		13,511.26
Scheduled Withdrawal Account - 2 (Paid)	01/01/2025	12/31/2024	12/31/2023	Annually	5	0	13,511.26	13,511.26	13,511.26 *
							Total on 01/01/2025:		13,511.26

* Indicates that the Projected Distribution Amount is a current estimate only and will be recalculated based on the Vested Balance at a later date.

(1) Represents installments remaining after Projected Distribution date shown.

(2) Represents balance on the Current Valuation date minus any subsequent distributions (confirmed or projected) prior to the Projected Distribution date.

(3) Represents vested balance on the Current Valuation date minus any subsequent distributions (confirmed or projected) prior to the Projected Distribution date.

(4) Represents the Projected Distribution Amount on the Projected Distribution date **if the account were 100% vested.**

For current account information, please visit The Pangburn Group participant website at www.pangburngroup.com.

IMPORTANT: The values on this report represent a measure of your benefits under the plan sponsor's nonqualified benefit plan. The values are determined, in part, by the deemed investment(s) described in the plan agreement and are considered estimates, not guarantees. At any point in time, actual values can and will vary. The plan sponsor may or may not actually hold or set aside actual investments to informally fund your benefits. All questions concerning your benefits should be directed to your plan sponsor. (See plan document(s) for details.)

The Pangburn Group is not a law firm or accounting firm and does not function as a broker-dealer or investment advisor. Consequently, no portion of the information provided herein should be interpreted as legal, actuarial, accounting, tax, or investment advice. Recipients of this information should consult professional advisors for legal, actuarial, accounting, tax, or investment advice, as applicable, before taking any action based on this information.

Sample Client - Executive Deferred Compensation Plan
Benefit Statement for the Period January 1, 2023 to December 31, 2023

Matt Johnson

Contact Information

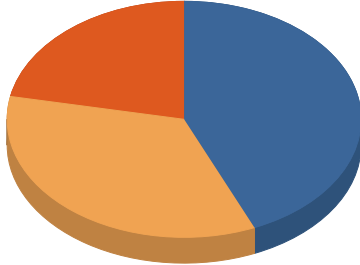
Matt Johnson

Participant Profile

Date of Birth	06/05/1962
Date of Hire	08/01/2003
Plan Entry Date	01/01/2007
Status	Active
Pre-Separation Survivor Benefit	733,894.64

Balances By Account

Employee Deferral Account	\$319,228.43	43.5%
Employer Match Account	\$253,992.60	34.6%
Kim Johnson College Fund Account	\$0.00	0.0%
Matt Johnson, Jr. College Fund Account	\$160,673.61	21.9%
Total:	\$733,894.64	100.0%



Account Overview

	History (\$)	Current (\$)	Total (\$)
	01/01/2007	01/01/2023	01/01/2007
	12/31/2022	12/31/2023	12/31/2023
Starting Balance	0.00	619,599.74	0.00
Employee Deferrals	233,099.99	0.00	233,099.99
Employer Contributions	77,600.00	0.00	77,600.00
Gains or (Losses)	464,847.32	131,607.93	596,455.25
Distributions	(155,947.57)	(17,313.03)	(173,260.60)
Ending Balance	619,599.74	733,894.64	733,894.64
Vested Balance	431,679.44	505,301.31	505,301.31

Beneficiary Information

Type	Name	Relationship	Percent
Primary	Ann Johnson	Spouse	100.00%
Contingent	Chris Johnson	Son	100.00%

Contribution Summary

Amount of Last Contribution	10,000.00
Date of Last Contribution	12/31/2015
Since Plan Entry Date	Amount Composition
Employee Deferrals	233,100.00 75.02%
Employer Contributions	77,600.00 24.98%
TOTAL	310,700.00 100.00%

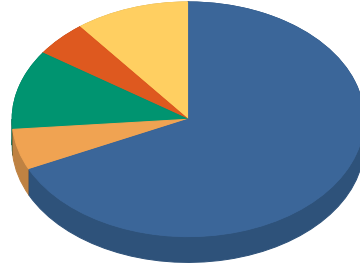
Sample Client - Executive Deferred Compensation Plan

Benefit Statement for the Period January 1, 2023 to December 31, 2023

Matt Johnson

Deemed Investment Summary

500 Index Trust	68.0%
High Yield Trust	5.7%
International Equity Index Trust	10.9%
International Small Company	4.9%
Pending Distribution Fund	0.0%
Small Cap Opportunities Trust	10.6%
Total:	100.0%



Deemed Investment	Price (\$)	Shares	Balance (\$)
500 Index Trust	113.7291	4,385.4165	498,749.46
High Yield Trust	29.8200	1,395.5199	41,614.41
International Equity Index Trust	67.7055	1,182.9478	80,092.07
International Small Company	22.8558	1,573.7716	35,969.81
Pending Distribution Fund			0.00
Small Cap Opportunities Trust	40.4228	1,916.4652	77,468.89
TOTAL			733,894.64

Deemed Investment Activity

Deemed Investment	Starting Balance	Deferrals / Contributions	Gains or (Losses)	Transfers	Distributions	Ending Shares	Ending Balance	Composition	Vested Balance
500 Index Trust	396,731.08	0.00	102,018.38	0.00	0.00	4,385.4165	498,749.46	67.96%	345,738.31
High Yield Trust	37,204.14	0.00	4,410.27	0.00	0.00	1,395.5199	41,614.41	5.67%	28,297.00
International Equity Index Trust	70,584.84	0.00	9,507.23	0.00	0.00	1,182.9478	80,092.07	10.91%	60,619.45
International Small Company	32,152.63	0.00	3,817.18	0.00	0.00	1,573.7716	35,969.81	4.90%	16,860.40
Pending Distribution Fund	17,313.03	0.00	0.00	0.00	17,313.03		0.00	0.00%	0.00
Small Cap Opportunities Trust	65,614.02	0.00	11,854.87	0.00	0.00	1,916.4652	77,468.89	10.56%	53,786.15
TOTAL	619,599.74	0.00	131,607.93	0.00	17,313.03		733,894.64	100.00%	505,301.31

Sample Client - Executive Deferred Compensation Plan

Benefit Statement for the Period January 1, 2023 to December 31, 2023

Matt Johnson

Detailed Account Activity

Account	Current Allocation	Starting Balance	Deferrals / Contributions	Gains or (Losses)	Transfers	Distributions	Ending Balance	Vesting	Vested Balance
Employee Deferral Account									
500 Index Trust	50.00%	173,279.37	0.00	44,558.35	0.00	0.00	217,837.72		217,837.72
High Yield Trust	10.00%	15,838.81	0.00	1,877.57	0.00	0.00	17,716.38		17,716.38
International Equity Index Trust	0.00%	30,978.83	0.00	4,172.61	0.00	0.00	35,151.44		35,151.44
International Small Company	30.00%	13,173.20	0.00	1,563.93	0.00	0.00	14,737.13		14,737.13
Small Cap Opportunities Trust	10.00%	28,615.61	0.00	5,170.15	0.00	0.00	33,785.76		33,785.76
Subtotal	100.00%	261,885.82	0.00	57,342.61	0.00	0.00	319,228.43	100.00%	319,228.43
Employer Match Account									
500 Index Trust	50.00%	135,236.64	0.00	34,775.75	0.00	0.00	170,012.39		17,001.24
High Yield Trust	10.00%	13,228.93	0.00	1,568.19	0.00	0.00	14,797.12		1,479.71
International Equity Index Trust	0.00%	19,067.95	0.00	2,568.30	0.00	0.00	21,636.25		2,163.63
International Small Company	30.00%	18,979.43	0.00	2,253.25	0.00	0.00	21,232.68		2,123.27
Small Cap Opportunities Trust	10.00%	22,287.37	0.00	4,026.79	0.00	0.00	26,314.16		2,631.42
Subtotal	100.00%	208,800.32	0.00	45,192.28	0.00	0.00	253,992.60	10.00%	25,399.27
Kim Johnson College Fund Account									
500 Index Trust	50.00%	0.00	0.00	0.00	0.00	0.00	0.00		0.00
High Yield Trust	10.00%	0.00	0.00	0.00	0.00	0.00	0.00		0.00
International Small Company	30.00%	0.00	0.00	0.00	0.00	0.00	0.00		0.00
Pending Distribution Fund	0.00%	17,313.03	0.00	0.00	0.00	17,313.03	0.00		0.00
Small Cap Opportunities Trust	10.00%	0.00	0.00	0.00	0.00	0.00	0.00		0.00
Subtotal	100.00%	17,313.03	0.00	0.00	0.00	17,313.03	0.00	100.00%	0.00
Matt Johnson, Jr. College Fund Account									
500 Index Trust	50.00%	88,215.07	0.00	22,684.28	0.00	0.00	110,899.35		110,899.35
High Yield Trust	10.00%	8,136.40	0.00	964.51	0.00	0.00	9,100.91		9,100.91
International Equity Index Trust	0.00%	20,538.06	0.00	2,766.32	0.00	0.00	23,304.38		23,304.38
International Small Company	30.00%	0.00	0.00	0.00	0.00	0.00	0.00		0.00
Small Cap Opportunities Trust	10.00%	14,711.04	0.00	2,657.93	0.00	0.00	17,368.97		17,368.97
Subtotal	100.00%	131,600.57	0.00	29,073.04	0.00	0.00	160,673.61	100.00%	160,673.61
TOTAL		619,599.74	0.00	131,607.93	0.00	17,313.03	733,894.64		505,301.31

Sample Client - Executive Deferred Compensation Plan

Benefit Statement for the Period January 1, 2023 to December 31, 2023

Matt Johnson

Distribution Election Summary

Distribution Type	Account	First Scheduled Payment	Next Scheduled Payment	Distribution Method	Installments	Frequency	Remaining * Installments
Scheduled Withdrawal Separation from Service	Matt Johnson, Jr. College Fund Account	01/01/2025		Installments	4	Annually	4
	Employee Deferral Account			Installments	10	Annually	10
	Employer Match Account			Installments	10	Annually	10
Contingent Separation from Service Change in Control	Matt Johnson, Jr. College Fund Account			Installments	10	Annually	10
	Employee Deferral Account			Lump Sum	1	N/A	1
	Employer Match Account			Lump Sum	1	N/A	1
Disability	Matt Johnson, Jr. College Fund Account			Lump Sum	1	N/A	1
	Employee Deferral Account			Lump Sum	1	N/A	1
	Employer Match Account			Lump Sum	1	N/A	1
Death	Matt Johnson, Jr. College Fund Account			Lump Sum	1	N/A	1
	Employee Deferral Account			Lump Sum	1	N/A	1
	Employer Match Account			Lump Sum	1	N/A	1
	Matt Johnson, Jr. College Fund Account			Lump Sum	1	N/A	1

* Includes installment on Next Scheduled Payment date shown.

Upcoming Distribution Summary

Account	Projected Distribution	Scheduled Valuation	Current Valuation	Frequency	Installments	Remaining Installments ⁽¹⁾	Balance ⁽²⁾	Vested Balance ⁽³⁾	Projected Distribution Amount ⁽⁴⁾
Matt Johnson, Jr. College Fund Account	01/01/2025	01/01/2025	12/31/2023	Annually	4	3	160,673.61	160,673.61	40,168.40 *
	Total on 01/01/2025:								40,168.40
Matt Johnson, Jr. College Fund Account	01/01/2026	12/31/2025	12/31/2023	Annually	4	2	120,505.21	120,505.21	40,168.40 *
	Total on 01/01/2026:								40,168.40
Matt Johnson, Jr. College Fund Account	01/01/2027	12/31/2026	12/31/2023	Annually	4	1	80,336.81	80,336.81	40,168.40 *
	Total on 01/01/2027:								40,168.40
Matt Johnson, Jr. College Fund Account	01/01/2028	12/31/2027	12/31/2023	Annually	4	0	40,168.41	40,168.41	40,168.40 *
	Total on 01/01/2028:								40,168.40

* Indicates that the Projected Distribution Amount is a current estimate only and will be recalculated based on the Vested Balance at a later date.

(1) Represents installments remaining after Projected Distribution date shown.

(2) Represents balance on the Current Valuation date minus any subsequent distributions (confirmed or projected) prior to the Projected Distribution date.

(3) Represents vested balance on the Current Valuation date minus any subsequent distributions (confirmed or projected) prior to the Projected Distribution date.

(4) Represents the Projected Distribution Amount on the Projected Distribution date **if the account were 100% vested.**

For current account information, please visit The Pangburn Group participant website at www.pangburngroup.com.

IMPORTANT: The values on this report represent a measure of your benefits under the plan sponsor's nonqualified benefit plan. The values are determined, in part, by the deemed investment(s) described in the plan agreement and are considered estimates, not guarantees. At any point in time, actual values can and will vary. The plan sponsor may or may not actually hold or set aside actual investments to informally fund your benefits. All questions concerning your benefits should be directed to your plan sponsor. (See plan document(s) for details.)

The Pangburn Group is not a law firm or accounting firm and does not function as a broker-dealer or investment advisor. Consequently, no portion of the information provided herein should be interpreted as legal, actuarial, accounting, tax, or investment advice. Recipients of this information should consult professional advisors for legal, actuarial, accounting, tax, or investment advice, as applicable, before taking any action based on this information.

Sample Client - Executive Deferred Compensation Plan
Benefit Statement for the Period January 1, 2023 to December 31, 2023

Bob Jones

Contact Information

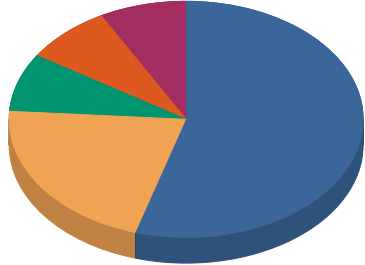
Bob Jones
 Test Drive
 Baton Rouge, LA 70820

Participant Profile

Date of Birth 01/01/1966
 Date of Hire 01/01/2000
 Plan Entry Date 01/01/2003
 Status Active
 Pre-Separation Survivor Benefit 1,035,935.38

Balances By Account

Employee Deferral Account	\$565,800.66	54.6%
Employer Match Account	\$222,416.35	21.5%
Scheduled Withdrawal Account - 2	\$82,572.79	8.0%
Scheduled Withdrawal Account - 3	\$82,572.79	8.0%
Scheduled Withdrawal Account - 4	\$82,572.79	8.0%
Scheduled Withdrawal Account - 5	\$0.00	0.0%
Total:	\$1,035,935.38	100.0%



Account Overview

	History (\$)	Current (\$)	Total (\$)
	01/01/2003	01/01/2023	01/01/2003
	12/31/2022	12/31/2023	12/31/2023
Starting Balance	0.00	889,402.01	0.00
Employee Deferrals	189,299.99	0.00	189,299.99
Employer Contributions	43,400.00	0.00	43,400.00
Gains or (Losses)	730,772.72	146,533.37	877,306.09
Distributions	(74,070.70)	0.00	(74,070.70)
Ending Balance	889,402.01	1,035,935.38	1,035,935.38
Vested Balance	749,657.62	871,022.29	871,022.29

Beneficiary Information

Type	Name	Relationship	Percent
Primary	Mary Jones	Spouse	100.00%

No contingent beneficiary information on file.

Contribution Summary

Amount of Last Contribution 3,333.37
 Date of Last Contribution 12/01/2011

Since Plan Entry Date	Amount	Composition
Employee Deferrals	189,299.96	81.35%
Employer Contributions	43,400.00	18.65%
TOTAL	232,699.96	100.00%

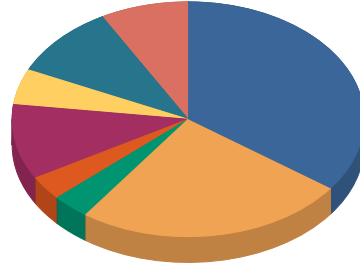
Sample Client - Executive Deferred Compensation Plan

Benefit Statement for the Period January 1, 2023 to December 31, 2023

Bob Jones

Deemed Investment Summary

500 Index Trust	35.0%
Health Sciences Trust	24.9%
High Yield Trust	3.5%
International Small Company	3.3%
Mid Cap Growth	10.3%
Mid Value Trust	4.9%
Small Cap Opportunities Trust	10.0%
Small Cap Value Trust	8.1%
Total:	100.0%



Deemed Investment	Price (\$)	Shares	Balance (\$)
500 Index Trust	113.7291	3,189.0130	362,683.57
Health Sciences Trust	116.4813	2,211.9396	257,649.60
High Yield Trust	29.8200	1,202.0117	35,843.99
International Small Company	22.8558	1,509.9132	34,510.27
Mid Cap Growth	169.9613	629.7719	107,036.85
Mid Value Trust	87.9112	578.2660	50,836.05
Small Cap Opportunities Trust	40.4228	2,556.6587	103,347.30
Small Cap Value Trust	116.2056	723.0956	84,027.75
TOTAL			1,035,935.38

Deemed Investment Activity

Deemed Investment	Starting Balance	Deferrals / Contributions	Gains or (Losses)	Transfers	Distributions	Ending Shares	Ending Balance	Composition	Vested Balance
500 Index Trust	288,497.27	0.00	74,186.30	0.00	0.00	3,189.0130	362,683.57	35.01%	304,294.75
Health Sciences Trust	242,275.50	0.00	15,374.10	0.00	0.00	2,211.9396	257,649.60	24.87%	216,650.50
High Yield Trust	32,045.27	0.00	3,798.72	0.00	0.00	1,202.0117	35,843.99	3.46%	30,338.40
International Small Company	30,847.97	0.00	3,662.30	0.00	0.00	1,509.9132	34,510.27	3.33%	29,233.76
Mid Cap Growth	91,487.33	0.00	15,549.52	0.00	0.00	629.7719	107,036.85	10.33%	89,954.11
Mid Value Trust	42,889.14	0.00	7,946.91	0.00	0.00	578.2660	50,836.05	4.91%	42,755.41
Small Cap Opportunities Trust	87,532.34	0.00	15,814.96	0.00	0.00	2,556.6587	103,347.30	9.98%	86,898.28
Small Cap Value Trust	73,827.19	0.00	10,200.56	0.00	0.00	723.0956	84,027.75	8.11%	70,897.08
TOTAL	889,402.01	0.00	146,533.37	0.00	0.00		1,035,935.38	100.00%	871,022.29

Sample Client - Executive Deferred Compensation Plan

Benefit Statement for the Period January 1, 2023 to December 31, 2023

Bob Jones

Detailed Account Activity

Account	Current Allocation	Starting Balance	Deferrals / Contributions	Gains or (Losses)	Transfers	Distributions	Ending Balance	Vesting	Vested Balance
Employee Deferral Account									
500 Index Trust	30.00%	157,569.61	0.00	40,518.62	0.00	0.00	198,088.23		198,088.23
Health Sciences Trust	25.00%	132,324.51	0.00	8,396.92	0.00	0.00	140,721.43		140,721.43
High Yield Trust	5.00%	17,502.28	0.00	2,074.76	0.00	0.00	19,577.04		19,577.04
International Small Company	5.00%	16,848.36	0.00	2,000.24	0.00	0.00	18,848.60		18,848.60
Mid Cap Growth	10.00%	49,967.98	0.00	8,492.73	0.00	0.00	58,460.71		58,460.71
Mid Value Trust	5.00%	23,424.91	0.00	4,340.41	0.00	0.00	27,765.32		27,765.32
Small Cap Opportunities Trust	10.00%	47,807.85	0.00	8,637.73	0.00	0.00	56,445.58		56,445.58
Small Cap Value Trust	10.00%	40,322.47	0.00	5,571.28	0.00	0.00	45,893.75		45,893.75
Subtotal	100.00%	485,767.97	0.00	80,032.69	0.00	0.00	565,800.66	100.00%	565,800.66
Employer Match Account									
500 Index Trust	30.00%	61,940.65	0.00	15,927.87	0.00	0.00	77,868.52		19,479.70
Health Sciences Trust	25.00%	52,016.79	0.00	3,300.83	0.00	0.00	55,317.62		14,318.52
High Yield Trust	5.00%	6,880.15	0.00	815.59	0.00	0.00	7,695.74		2,190.15
International Small Company	5.00%	6,623.09	0.00	786.30	0.00	0.00	7,409.39		2,132.88
Mid Cap Growth	10.00%	19,642.42	0.00	3,338.50	0.00	0.00	22,980.92		5,898.18
Mid Value Trust	5.00%	9,208.34	0.00	1,706.21	0.00	0.00	10,914.55		2,833.91
Small Cap Opportunities Trust	10.00%	18,793.28	0.00	3,395.49	0.00	0.00	22,188.77		5,739.75
Small Cap Value Trust	10.00%	15,850.77	0.00	2,190.07	0.00	0.00	18,040.84		4,910.17
Subtotal	100.00%	190,955.49	0.00	31,460.86	0.00	0.00	222,416.35	25.85%	57,503.26
Scheduled Withdrawal Account - 2									
500 Index Trust	30.00%	22,995.67	0.00	5,913.27	0.00	0.00	28,908.94		28,908.94
Health Sciences Trust	25.00%	19,311.40	0.00	1,225.45	0.00	0.00	20,536.85		20,536.85
High Yield Trust	5.00%	2,554.28	0.00	302.79	0.00	0.00	2,857.07		2,857.07
International Small Company	5.00%	2,458.84	0.00	291.92	0.00	0.00	2,750.76		2,750.76
Mid Cap Growth	10.00%	7,292.31	0.00	1,239.43	0.00	0.00	8,531.74		8,531.74
Mid Value Trust	5.00%	3,418.63	0.00	633.43	0.00	0.00	4,052.06		4,052.06
Small Cap Opportunities Trust	10.00%	6,977.07	0.00	1,260.58	0.00	0.00	8,237.65		8,237.65
Small Cap Value Trust	10.00%	5,884.65	0.00	813.07	0.00	0.00	6,697.72		6,697.72
Subtotal	100.00%	70,892.85	0.00	11,679.94	0.00	0.00	82,572.79	100.00%	82,572.79

Sample Client - Executive Deferred Compensation Plan

Benefit Statement for the Period January 1, 2023 to December 31, 2023

Bob Jones

Account	Current Allocation	Starting Balance	Deferrals / Contributions	Gains or (Losses)	Transfers	Distributions	Ending Balance	Vesting	Vested Balance
Scheduled Withdrawal Account - 3									
500 Index Trust	30.00%	22,995.67	0.00	5,913.27	0.00	0.00	28,908.94		28,908.94
Health Sciences Trust	25.00%	19,311.40	0.00	1,225.45	0.00	0.00	20,536.85		20,536.85
High Yield Trust	5.00%	2,554.28	0.00	302.79	0.00	0.00	2,857.07		2,857.07
International Small Company	5.00%	2,458.84	0.00	291.92	0.00	0.00	2,750.76		2,750.76
Mid Cap Growth	10.00%	7,292.31	0.00	1,239.43	0.00	0.00	8,531.74		8,531.74
Mid Value Trust	5.00%	3,418.63	0.00	633.43	0.00	0.00	4,052.06		4,052.06
Small Cap Opportunities Trust	10.00%	6,977.07	0.00	1,260.58	0.00	0.00	8,237.65		8,237.65
Small Cap Value Trust	10.00%	5,884.65	0.00	813.07	0.00	0.00	6,697.72		6,697.72
Subtotal	100.00%	70,892.85	0.00	11,679.94	0.00	0.00	82,572.79	100.00%	82,572.79
Scheduled Withdrawal Account - 4									
500 Index Trust	30.00%	22,995.67	0.00	5,913.27	0.00	0.00	28,908.94		28,908.94
Health Sciences Trust	25.00%	19,311.40	0.00	1,225.45	0.00	0.00	20,536.85		20,536.85
High Yield Trust	5.00%	2,554.28	0.00	302.79	0.00	0.00	2,857.07		2,857.07
International Small Company	5.00%	2,458.84	0.00	291.92	0.00	0.00	2,750.76		2,750.76
Mid Cap Growth	10.00%	7,292.31	0.00	1,239.43	0.00	0.00	8,531.74		8,531.74
Mid Value Trust	5.00%	3,418.63	0.00	633.43	0.00	0.00	4,052.06		4,052.06
Small Cap Opportunities Trust	10.00%	6,977.07	0.00	1,260.58	0.00	0.00	8,237.65		8,237.65
Small Cap Value Trust	10.00%	5,884.65	0.00	813.07	0.00	0.00	6,697.72		6,697.72
Subtotal	100.00%	70,892.85	0.00	11,679.94	0.00	0.00	82,572.79	100.00%	82,572.79
Scheduled Withdrawal Account - 5									
High Yield Trust	10.00%	0.00	0.00	0.00	0.00	0.00	0.00		0.00
International Small Company	10.00%	0.00	0.00	0.00	0.00	0.00	0.00		0.00
Mid Cap Growth	10.00%	0.00	0.00	0.00	0.00	0.00	0.00		0.00
Small Cap Opportunities Trust	70.00%	0.00	0.00	0.00	0.00	0.00	0.00		0.00
Subtotal	100.00%	0.00	0.00	0.00	0.00	0.00	0.00	0.00%	0.00
TOTAL		889,402.01	0.00	146,533.37	0.00	0.00	1,035,935.38		871,022.29

Sample Client - Executive Deferred Compensation Plan

Benefit Statement for the Period January 1, 2023 to December 31, 2023

Bob Jones

Distribution Election Summary

Distribution Type	Account	First Scheduled Payment	Next Scheduled Payment	Distribution Method	Installments	Frequency	Remaining * Installments
Scheduled Withdrawal	Scheduled Withdrawal Account - 2	01/01/2025		Installments	5	Annually	5
	Scheduled Withdrawal Account - 3	01/01/2027		Installments	5	Annually	5
	Scheduled Withdrawal Account - 4	01/01/2029		Installments	5	Annually	5
	Scheduled Withdrawal Account - 5	03/01/2029		Installments	12	Quarterly	12
Separation from Service	Employee Deferral Account			Installments	5	Annually	5
	Employer Match Account			Installments	5	Annually	5
Contingent Separation from Service	Scheduled Withdrawal Account - 2			Installments	5	Annually	5
	Scheduled Withdrawal Account - 3			Installments	5	Annually	5
	Scheduled Withdrawal Account - 4			Installments	5	Annually	5
	Scheduled Withdrawal Account - 5			Installments	5	Annually	5
Change in Control	Employee Deferral Account			Lump Sum	1	N/A	1
	Employer Match Account			Lump Sum	1	N/A	1
	Scheduled Withdrawal Account - 2			Lump Sum	1	N/A	1
	Scheduled Withdrawal Account - 3			Lump Sum	1	N/A	1
	Scheduled Withdrawal Account - 4			Lump Sum	1	N/A	1
	Scheduled Withdrawal Account - 5			Lump Sum	1	N/A	1
Disability	Employee Deferral Account			Installments	5	Annually	5
	Employer Match Account			Installments	5	Annually	5
	Scheduled Withdrawal Account - 2			Installments	5	Annually	5
	Scheduled Withdrawal Account - 3			Installments	5	Annually	5
	Scheduled Withdrawal Account - 4			Installments	5	Annually	5
	Scheduled Withdrawal Account - 5			Installments	5	Annually	5
Death	Employee Deferral Account			Installments	5	Annually	5
	Employer Match Account			Installments	5	Annually	5
	Scheduled Withdrawal Account - 2			Installments	5	Annually	5
	Scheduled Withdrawal Account - 3			Installments	5	Annually	5
	Scheduled Withdrawal Account - 4			Installments	5	Annually	5
	Scheduled Withdrawal Account - 5			Installments	5	Annually	5

* Includes installment on Next Scheduled Payment date shown.

Sample Client - Executive Deferred Compensation Plan

Benefit Statement for the Period January 1, 2023 to December 31, 2023

Bob Jones

Upcoming Distribution Summary

Account	Projected Distribution	Scheduled Valuation	Current Valuation	Frequency	Installments	Remaining Installments ⁽¹⁾	Balance ⁽²⁾	Vested Balance ⁽³⁾	Projected Distribution Amount ⁽⁴⁾
Scheduled Withdrawal Account - 2	01/01/2025	01/01/2025	12/31/2023	Annually	5	4	82,572.79	82,572.79	16,514.56 *
							Total on 01/01/2025:		16,514.56
Scheduled Withdrawal Account - 2	01/01/2026	01/01/2026	12/31/2023	Annually	5	3	66,058.23	66,058.23	16,514.56 *
							Total on 01/01/2026:		16,514.56
Scheduled Withdrawal Account - 2	01/01/2027	01/01/2027	12/31/2023	Annually	5	2	49,543.67	49,543.67	16,514.56 *
Scheduled Withdrawal Account - 3	01/01/2027	01/01/2027	12/31/2023	Annually	5	4	82,572.79	82,572.79	16,514.56 *
							Total on 01/01/2027:		33,029.12
Scheduled Withdrawal Account - 2	01/01/2028	01/01/2028	12/31/2023	Annually	5	1	33,029.11	33,029.11	16,514.56 *
Scheduled Withdrawal Account - 3	01/01/2028	01/01/2028	12/31/2023	Annually	5	3	66,058.23	66,058.23	16,514.56 *
							Total on 01/01/2028:		33,029.12

* Indicates that the Projected Distribution Amount is a current estimate only and will be recalculated based on the Vested Balance at a later date.

(1) Represents installments remaining after Projected Distribution date shown.

(2) Represents balance on the Current Valuation date minus any subsequent distributions (confirmed or projected) prior to the Projected Distribution date.

(3) Represents vested balance on the Current Valuation date minus any subsequent distributions (confirmed or projected) prior to the Projected Distribution date.

(4) Represents the Projected Distribution Amount on the Projected Distribution date **if the account were 100% vested.**

For current account information, please visit The Pangburn Group participant website at www.pangburngroup.com.

IMPORTANT: The values on this report represent a measure of your benefits under the plan sponsor's nonqualified benefit plan. The values are determined, in part, by the deemed investment(s) described in the plan agreement and are considered estimates, not guarantees. At any point in time, actual values can and will vary. The plan sponsor may or may not actually hold or set aside actual investments to informally fund your benefits. All questions concerning your benefits should be directed to your plan sponsor. (See plan document(s) for details.)

The Pangburn Group is not a law firm or accounting firm and does not function as a broker-dealer or investment advisor. Consequently, no portion of the information provided herein should be interpreted as legal, actuarial, accounting, tax, or investment advice. Recipients of this information should consult professional advisors for legal, actuarial, accounting, tax, or investment advice, as applicable, before taking any action based on this information.

Sample Client - Executive Deferred Compensation Plan
Benefit Statement for the Period January 1, 2023 to December 31, 2023

John Smith

Contact Information

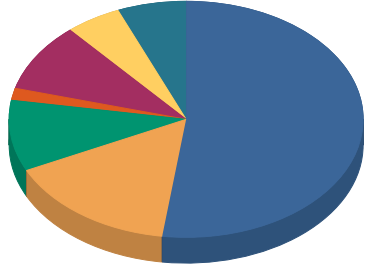
John Smith
 PO Box 900
 301 Major Parkway
 New Roads, LA 70760

Participant Profile

Date of Birth 01/01/1955
 Date of Hire 01/01/2000
 Plan Entry Date 01/01/2003
 Status Active
 Pre-Separation Survivor Benefit 2,737,475.83

Balances By Account

Employee Deferral Account	\$1,427,887.03	52.2%
Employer Match Account	\$429,928.47	15.7%
Scheduled Withdrawal Account - 1	\$266,148.44	9.7%
Scheduled Withdrawal Account - 2	\$45,089.49	1.6%
Scheduled Withdrawal Account - 3	\$257,010.23	9.4%
Scheduled Withdrawal Account - 4	\$139,185.42	5.1%
Scheduled Withdrawal Account - 5	\$172,226.75	6.3%
Total:	\$2,737,475.83	100.0%



Account Overview

	History (\$)	Current (\$)	Total (\$)
	01/01/2003	01/01/2023	01/01/2003
	12/31/2022	12/31/2023	12/31/2023
Starting Balance	0.00	1,986,689.69	0.00
Employee Deferrals	1,394,502.78	358,000.00	1,752,502.78
Employer Contributions	207,799.76	35,800.00	243,599.76
Gains or (Losses)	539,407.91	369,767.18	909,175.09
Transfers	0.00	(0.06)	(0.06)
Distributions	(155,020.76)	(12,780.97)	(167,801.73)
Ending Balance	1,986,689.69	2,737,475.83	2,737,475.83
Vested Balance	1,768,480.75	2,447,980.11	2,447,980.11

Beneficiary Information

Type	Name	Relationship	Percent
Primary	Jane Smith	Spouse	90.00%
	Jack Smith	Brother	10.00%
Contingent	Jack Smith	Brother	100.00%

Contribution Summary

Amount of Last Contribution	4,950.00
Date of Last Contribution	12/31/2023
Since Plan Entry Date	Amount Composition
Employee Deferrals	1,752,502.82 87.80%
Employer Contributions	243,599.77 12.20%
TOTAL	1,996,102.59 100.00%

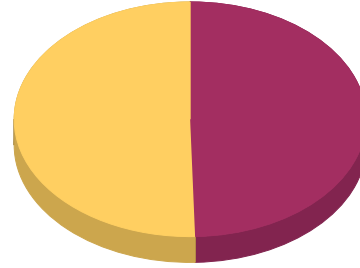
Sample Client - Executive Deferred Compensation Plan

Benefit Statement for the Period January 1, 2023 to December 31, 2023

John Smith

Deemed Investment Summary

500 Index Trust	0.0%
Active Bond Trust	0.0%
Blue Chip Growth Trust	0.0%
Global Equity	0.0%
Health Sciences Trust	49.6%
High Yield Trust	50.4%
International Small Company	0.0%
Mid Cap Growth	0.0%
Opportunistic Fixed Income	0.0%
Total:	100.0%



Deemed Investment	Price (\$)	Shares	Balance (\$)
500 Index Trust	113.7291	0.0000	0.00
Active Bond Trust	83.9509	0.0000	0.00
Blue Chip Growth Trust	355.1074	0.0000	0.00
Global Equity	27.5502	0.0000	0.00
Health Sciences Trust	116.4813	11,645.7597	1,356,513.23
High Yield Trust	29.8200	46,309.9461	1,380,962.60
International Small Company	22.8558	0.0000	0.00
Mid Cap Growth	169.9613	0.0000	0.00
Opportunistic Fixed Income	37.3460	0.0000	0.00
TOTAL			2,737,475.83

Deemed Investment Activity

Deemed Investment	Starting Balance	Deferrals / Contributions	Gains or (Losses)	Transfers	Distributions	Ending Shares	Ending Balance	Composition	Vested Balance
500 Index Trust	0.00	9,900.00	118,777.23	(128,677.23)	0.00	0.0000	0.00	0.00%	0.00
Active Bond Trust	0.00	4,950.00	(6,932.01)	1,982.02	0.00	0.0000	0.00	0.00%	0.00
Blue Chip Growth Trust	0.00	0.00	(14,265.33)	14,265.33	0.00	0.0000	0.00	0.00%	0.00
Global Equity	499,032.89	79,887.50	47,076.99	(622,811.12)	3,186.28	0.0000	0.00	0.00%	0.00
Health Sciences Trust	0.00	27,225.00	43,004.82	1,286,283.42	0.00	11,645.7597	1,356,513.23	49.55%	1,213,533.66
High Yield Trust	503,778.87	107,112.50	83,024.01	690,277.00	3,229.79	46,309.9461	1,380,962.60	50.45%	1,234,446.45
International Small Company	0.00	2,475.00	7,850.16	(10,325.15)	0.00	0.0000	0.00	0.00%	0.00
Mid Cap Growth	983,877.93	159,775.00	87,265.87	(1,224,553.90)	6,364.90	0.0000	0.00	0.00%	0.00
Opportunistic Fixed Income	0.00	2,475.00	3,965.44	(6,440.43)	0.00	0.0000	0.00	0.00%	0.00
TOTAL	1,986,689.69	393,800.00	369,767.18	(0.06)	12,780.97		2,737,475.83	100.00%	2,447,980.11

Sample Client - Executive Deferred Compensation Plan

Benefit Statement for the Period January 1, 2023 to December 31, 2023

John Smith

Detailed Account Activity

Account	Current Allocation	Starting Balance	Deferrals / Contributions	Gains or (Losses)	Transfers	Distributions	Ending Balance	Vesting	Vested Balance
Employee Deferral Account									
500 Index Trust	0.00%	0.00	5,400.00	61,883.09	(67,283.09)	0.00	0.00		0.00
Active Bond Trust	0.00%	0.00	2,700.00	(3,611.79)	911.79	0.00	0.00		0.00
Blue Chip Growth Trust	0.00%	0.00	0.00	(7,433.61)	7,433.61	0.00	0.00		0.00
Global Equity	0.00%	292,678.04	6,075.00	25,403.42	(324,156.46)	0.00	0.00		0.00
Health Sciences Trust	50.00%	0.00	14,850.00	22,456.52	670,276.68	0.00	707,583.20		707,583.20
High Yield Trust	50.00%	295,463.11	20,925.00	44,229.78	359,685.94	0.00	720,303.83		720,303.83
International Small Company	0.00%	0.00	1,350.00	4,090.83	(5,440.83)	0.00	0.00		0.00
Mid Cap Growth	0.00%	577,034.82	12,150.00	48,827.04	(638,011.86)	0.00	0.00		0.00
Opportunistic Fixed Income	0.00%	0.00	1,350.00	2,065.80	(3,415.80)	0.00	0.00		0.00
Subtotal	100.00%	1,165,175.97	64,800.00	197,911.08	(0.02)	0.00	1,427,887.03	100.00%	1,427,887.03
Employer Match Account									
500 Index Trust	0.00%	0.00	900.00	18,853.87	(19,753.87)	0.00	0.00		0.00
Active Bond Trust	0.00%	0.00	450.00	(1,099.74)	649.75	0.00	0.00		0.00
Blue Chip Growth Trust	0.00%	0.00	0.00	(2,260.66)	2,260.66	0.00	0.00		0.00
Global Equity	0.00%	84,099.61	7,262.50	7,634.58	(98,996.70)	0.00	0.00		0.00
Health Sciences Trust	50.00%	0.00	2,475.00	6,684.98	203,839.49	0.00	212,999.47		70,019.90
High Yield Trust	50.00%	84,902.44	9,737.50	13,230.64	109,058.41	0.00	216,929.00		70,412.85
International Small Company	0.00%	0.00	225.00	1,243.61	(1,468.60)	0.00	0.00		0.00
Mid Cap Growth	0.00%	165,807.78	14,525.00	14,401.34	(194,734.12)	0.00	0.00		0.00
Opportunistic Fixed Income	0.00%	0.00	225.00	629.97	(854.96)	0.00	0.00		0.00
Subtotal	100.00%	334,809.83	35,800.00	59,318.59	0.06	0.00	429,928.47	32.66%	140,432.75
Scheduled Withdrawal Account - 1									
500 Index Trust	0.00%	0.00	0.00	11,841.34	(11,841.34)	0.00	0.00		0.00
Active Bond Trust	0.00%	0.00	0.00	(690.19)	690.19	0.00	0.00		0.00
Blue Chip Growth Trust	0.00%	0.00	0.00	(1,416.68)	1,416.68	0.00	0.00		0.00
Global Equity	0.00%	42,246.57	15,625.00	4,535.33	(62,406.90)	0.00	0.00		0.00
Health Sciences Trust	50.00%	0.00	0.00	4,079.60	127,740.17	0.00	131,819.77		131,819.77
High Yield Trust	50.00%	42,651.64	15,625.00	7,931.70	68,120.33	0.00	134,328.67		134,328.67
International Small Company	0.00%	0.00	0.00	778.99	(778.99)	0.00	0.00		0.00
Mid Cap Growth	0.00%	83,291.57	31,250.00	8,002.47	(122,544.04)	0.00	0.00		0.00
Opportunistic Fixed Income	0.00%	0.00	0.00	396.12	(396.12)	0.00	0.00		0.00
Subtotal	100.00%	168,189.78	62,500.00	35,458.68	(0.02)	0.00	266,148.44	100.00%	266,148.44

Sample Client - Executive Deferred Compensation Plan

Benefit Statement for the Period January 1, 2023 to December 31, 2023

John Smith

Account	Current Allocation	Starting Balance	Deferrals / Contributions	Gains or (Losses)	Transfers	Distributions	Ending Balance	Vesting	Vested Balance
Scheduled Withdrawal Account - 2									
500 Index Trust	0.00%	0.00	0.00	2,006.11	(2,006.11)	0.00	0.00		0.00
Active Bond Trust	0.00%	0.00	0.00	(116.93)	116.93	0.00	0.00		0.00
Blue Chip Growth Trust	0.00%	0.00	0.00	(240.00)	240.00	0.00	0.00		0.00
Global Equity	0.00%	12,841.50	0.00	897.67	(10,552.90)	3,186.28	0.00		0.00
Health Sciences Trust	50.00%	0.00	0.00	691.14	21,641.09	0.00	22,332.22		22,332.22
High Yield Trust	50.00%	12,964.62	0.00	1,491.28	11,531.16	3,229.79	22,757.27		22,757.27
International Small Company	0.00%	0.00	0.00	131.98	(131.98)	0.00	0.00		0.00
Mid Cap Growth	0.00%	25,317.75	0.00	1,818.25	(20,771.10)	6,364.90	0.00		0.00
Opportunistic Fixed Income	0.00%	0.00	0.00	67.12	(67.12)	0.00	0.00		0.00
Subtotal	100.00%	51,123.87	0.00	6,746.62	(0.03)	12,780.97	45,089.49	100.00%	45,089.49
Scheduled Withdrawal Account - 3									
500 Index Trust	0.00%	0.00	3,600.00	10,337.64	(13,937.64)	0.00	0.00		0.00
Active Bond Trust	0.00%	0.00	1,800.00	(605.79)	(1,194.21)	0.00	0.00		0.00
Blue Chip Growth Trust	0.00%	0.00	0.00	(1,256.77)	1,256.77	0.00	0.00		0.00
Global Equity	0.00%	30,271.22	19,675.00	3,634.72	(53,580.94)	0.00	0.00		0.00
Health Sciences Trust	50.00%	0.00	9,900.00	4,319.17	113,321.11	0.00	127,540.28		127,540.28
High Yield Trust	50.00%	30,547.36	29,575.00	7,218.20	62,129.39	0.00	129,469.95		129,469.95
International Small Company	0.00%	0.00	900.00	693.28	(1,593.28)	0.00	0.00		0.00
Mid Cap Growth	0.00%	59,683.51	39,350.00	6,124.79	(105,158.30)	0.00	0.00		0.00
Opportunistic Fixed Income	0.00%	0.00	900.00	342.94	(1,242.94)	0.00	0.00		0.00
Subtotal	100.00%	120,502.09	105,700.00	30,808.18	(0.04)	0.00	257,010.23	100.00%	257,010.23
Scheduled Withdrawal Account - 4									
500 Index Trust	0.00%	0.00	0.00	6,192.56	(6,192.56)	0.00	0.00		0.00
Active Bond Trust	0.00%	0.00	0.00	(360.94)	360.94	0.00	0.00		0.00
Blue Chip Growth Trust	0.00%	0.00	0.00	(740.87)	740.87	0.00	0.00		0.00
Global Equity	0.00%	14,888.03	15,625.00	2,179.03	(32,692.06)	0.00	0.00		0.00
Health Sciences Trust	50.00%	0.00	0.00	2,133.47	66,803.21	0.00	68,936.68		68,936.68
High Yield Trust	50.00%	15,030.77	15,625.00	3,942.07	35,650.90	0.00	70,248.74		70,248.74
International Small Company	0.00%	0.00	0.00	407.38	(407.38)	0.00	0.00		0.00
Mid Cap Growth	0.00%	29,352.61	31,250.00	3,454.15	(64,056.76)	0.00	0.00		0.00
Opportunistic Fixed Income	0.00%	0.00	0.00	207.16	(207.16)	0.00	0.00		0.00
Subtotal	100.00%	59,271.41	62,500.00	17,414.01	0.00	0.00	139,185.42	100.00%	139,185.42

Sample Client - Executive Deferred Compensation Plan

Benefit Statement for the Period January 1, 2023 to December 31, 2023

John Smith

Account	Current Allocation	Starting Balance	Deferrals / Contributions	Gains or (Losses)	Transfers	Distributions	Ending Balance	Vesting	Vested Balance
Scheduled Withdrawal Account - 5									
500 Index Trust	0.00%	0.00	0.00	7,662.62	(7,662.62)	0.00	0.00		0.00
Active Bond Trust	0.00%	0.00	0.00	(446.63)	446.63	0.00	0.00		0.00
Blue Chip Growth Trust	0.00%	0.00	0.00	(916.74)	916.74	0.00	0.00		0.00
Global Equity	0.00%	22,007.92	15,625.00	2,792.24	(40,425.16)	0.00	0.00		0.00
Health Sciences Trust	50.00%	0.00	0.00	2,639.94	82,661.67	0.00	85,301.61		85,301.61
High Yield Trust	50.00%	22,218.93	15,625.00	4,980.34	44,100.87	0.00	86,925.14		86,925.14
International Small Company	0.00%	0.00	0.00	504.09	(504.09)	0.00	0.00		0.00
Mid Cap Growth	0.00%	43,389.89	31,250.00	4,637.83	(79,277.72)	0.00	0.00		0.00
Opportunistic Fixed Income	0.00%	0.00	0.00	256.33	(256.33)	0.00	0.00		0.00
Subtotal	100.00%	87,616.74	62,500.00	22,110.02	(0.01)	0.00	172,226.75	100.00%	172,226.75
TOTAL		1,986,689.69	393,800.00	369,767.18	(0.06)	12,780.97	2,737,475.83		2,447,980.11

Distribution Election Summary

Distribution Type	Account	First Scheduled Payment	Next Scheduled Payment	Distribution Method	Installments	Frequency	Remaining * Installments
Scheduled Withdrawal	Scheduled Withdrawal Account - 1	10/01/2032		Lump Sum	1	N/A	1
	Scheduled Withdrawal Account - 2	01/01/2022	01/01/2024	Installments	5	Annually	3
	Scheduled Withdrawal Account - 3	01/01/2030		Installments	20	Quarterly	20
	Scheduled Withdrawal Account - 4	01/01/2029		Installments	20	Quarterly	20
	Scheduled Withdrawal Account - 5	01/01/2035		Lump Sum	1	N/A	1
Separation from Service	Employee Deferral Account			Installments	10	Annually	10
	Employer Match Account			Installments	10	Annually	10
Contingent Separation from Service	Scheduled Withdrawal Account - 1			Installments	10	Annually	10
	Scheduled Withdrawal Account - 2			Installments	10	Annually	10
	Scheduled Withdrawal Account - 3			Installments	10	Annually	10
	Scheduled Withdrawal Account - 4			Installments	10	Annually	10
	Scheduled Withdrawal Account - 5			Installments	10	Annually	10
Change in Control	Employee Deferral Account			Lump Sum	1	N/A	1
	Employer Match Account			Lump Sum	1	N/A	1
	Scheduled Withdrawal Account - 1			Lump Sum	1	N/A	1
	Scheduled Withdrawal Account - 2			Lump Sum	1	N/A	1
	Scheduled Withdrawal Account - 3			Lump Sum	1	N/A	1
	Scheduled Withdrawal Account - 4			Lump Sum	1	N/A	1
	Scheduled Withdrawal Account - 5			Lump Sum	1	N/A	1
Disability	Employee Deferral Account			Lump Sum	1	N/A	1
	Employer Match Account			Lump Sum	1	N/A	1
	Scheduled Withdrawal Account - 1			Lump Sum	1	N/A	1
	Scheduled Withdrawal Account - 2			Lump Sum	1	N/A	1
	Scheduled Withdrawal Account - 3			Lump Sum	1	N/A	1
	Scheduled Withdrawal Account - 4			Lump Sum	1	N/A	1
	Scheduled Withdrawal Account - 5			Lump Sum	1	N/A	1
Death	Employee Deferral Account			Lump Sum	1	N/A	1
	Employer Match Account			Lump Sum	1	N/A	1
	Scheduled Withdrawal Account - 1			Lump Sum	1	N/A	1
	Scheduled Withdrawal Account - 2			Lump Sum	1	N/A	1
	Scheduled Withdrawal Account - 3			Lump Sum	1	N/A	1
	Scheduled Withdrawal Account - 4			Lump Sum	1	N/A	1
	Scheduled Withdrawal Account - 5			Lump Sum	1	N/A	1

* Includes installment on Next Scheduled Payment date shown.

Sample Client - Executive Deferred Compensation Plan

Benefit Statement for the Period January 1, 2023 to December 31, 2023

John Smith

Upcoming Distribution Summary

Account	Projected Distribution	Scheduled Valuation	Current Valuation	Frequency	Installments	Remaining Installments ⁽¹⁾	Balance ⁽²⁾	Vested Balance ⁽³⁾	Projected Distribution Amount ⁽⁴⁾
Scheduled Withdrawal Account - 2	01/01/2024	12/31/2023	12/31/2023	Annually	5	2	45,089.49	45,089.49	15,029.83
							Total on 01/01/2024:		15,029.83
Scheduled Withdrawal Account - 2	01/01/2025	12/31/2024	12/31/2023	Annually	5	1	30,059.66	30,059.66	15,029.83 *
							Total on 01/01/2025:		15,029.83
Scheduled Withdrawal Account - 2	01/01/2026	12/31/2025	12/31/2023	Annually	5	0	15,029.83	15,029.83	15,029.83 *
							Total on 01/01/2026:		15,029.83

* Indicates that the Projected Distribution Amount is a current estimate only and will be recalculated based on the Vested Balance at a later date.

(1) Represents installments remaining after Projected Distribution date shown.

(2) Represents balance on the Current Valuation date minus any subsequent distributions (confirmed or projected) prior to the Projected Distribution date.

(3) Represents vested balance on the Current Valuation date minus any subsequent distributions (confirmed or projected) prior to the Projected Distribution date.

(4) Represents the Projected Distribution Amount on the Projected Distribution date **if the account were 100% vested.**

For current account information, please visit The Pangburn Group participant website at www.pangburngroup.com.

IMPORTANT: The values on this report represent a measure of your benefits under the plan sponsor's nonqualified benefit plan. The values are determined, in part, by the deemed investment(s) described in the plan agreement and are considered estimates, not guarantees. At any point in time, actual values can and will vary. The plan sponsor may or may not actually hold or set aside actual investments to informally fund your benefits. All questions concerning your benefits should be directed to your plan sponsor. (See plan document(s) for details.)

The Pangburn Group is not a law firm or accounting firm and does not function as a broker-dealer or investment advisor. Consequently, no portion of the information provided herein should be interpreted as legal, actuarial, accounting, tax, or investment advice. Recipients of this information should consult professional advisors for legal, actuarial, accounting, tax, or investment advice, as applicable, before taking any action based on this information.